

# Threads That Bind

Issue No. 5

May 2012

## **May, spring, and take time to quilt!**

GQG Quilters:

I hope you all enjoyed our program by Bearly Quilting last month. I saw a lot of you using your allowance after the meeting. Any projects completed yet?

It is certainly and finally spring in my yard. The veggies and herbs are doubling in size each week. I hope you are all taking just a little time to enjoy our mild and sunny days. I also hope you are taking time to quilt or create each day.

Our upcoming program and workshop with Christine Barnes should help us put color theory into practice and be very useful. I understand there is still room for any of you to attend. Call Carolyn Ghearing if interested. You can even sign up the night of her lecture if there is still room.

Consider serving our future quilters by helping out at the Pioneer day with Lora Wheeler at Fremont School on Wednesday May 23rd. Wear your calico dresses and bonnets if you have them!

Susan Hammon again has volunteered her lovely yard for June's annual airing, so get your projects finished in time for that lovely event. I am sure that Susan and Carolyn would appreciate any help setting up or taking down the quilts, especially as Wendell fell recently and broke his arm so won't be in top shape for the tasks. I know everyone can "pitch" in somewhere.

Have a fun and fulfilling spring. See you all soon.

Lori Nelson  
Co-President



Guild meeting 5/21

✂ *Wear your name badge*

Board meeting 5/28



## Meetings

**When:**

Third Monday of each month (unless otherwise noted)

**Where:**

Public Health Auditorium  
260 E. 15th St., Merced

**Time:**

Setup - 6:30  
Meeting starts - 6:45  
Call to Order - 7:00

Come early for library tickets, membership items, chatting, etc.

Be sure to check our page on Facebook for pictures of recent workshops, photos of Quilters Embrace quilts, and listings of upcoming quilt shows and other events of interest.



## Officers

### Co-Presidents

Bridget Martinelli  
Lori Nelson

### Vice-President

Louise King

### Secretary

Megan Anderson

### Treasurer

Marcia McCarthy

### Co-Membership

Barbara Scott  
Sherry Boyer

### Programs

Carolyn Ghearing

### Information Services

Susan Hammon

### Quilt Show Chairman

Phyllis Boyle

### Opportunity Quilt Chairman

Dianne McGinnis



## Quilters Embrace Update for May 2012

On April 21st Quilters Embrace joined the Happy Stitchers group for a Jelly Roll Race. And what fun we had. It took approximately 2 hours for everyone to complete their quilt. Linda Royal and Dianna McGinnis tied for first place taking 90 minutes to complete the Jelly Roll Race from start to finish. Congratulations ladies! Other happy racers included Dorothy Kielty, Judy Dake, Kathleen Yowell, Joan Rodriguez, Virginia and myself. So much fun was had that many completed a second quilt totaling 11 for the day. Thank you so much ladies!

J Kimberly Farnham and Virginia Wagner

### Happy Stitchers Dates for 2012

June 16, 2012  
August 25, 2012  
October 20, 2012



Bring your UFO's and join us for a day of sewing, a potluck lunch and time to chat and get to know your fellow quilters!

## “Will Massage for Quilts” Incentive Program for Quilters Embrace

*April's winner is Diana McGinnis. Congratulations Diana! Thanks for all you do.*

*As a reminder, to be eligible for each drawing, you must be an active participant for the current month or over the last 12 months. Active participation will include any of the following: Donation of fabric, a finished quilt, quilt top, or completion of a kit. A ticket will be given for each donation.*

*To be fair, the winner will be different each month. You will only be eligible to win once in a 12-month period, thus your ticket will remain for future drawings. The winner may also choose to give the massage to a family member/friend if desired. To assist in my scheduling, the massage certificate must be redeemed within 30 days and a signed disclaimer will be required by the Guild. Thank you.*

### *Pioneer Day*

*Fremont Charter School in Merced would love to have you share your talents and help to teach 90 third graders how to hand quilt at our annual “Pioneer Day”.*

*It is a day when our guild gives back to our community and gets the next generation excited about our art form. It will be held,:*

*Wednesday, May 23rd  
from 8:30-9:30.*

*For more information, or to sign up, contact Lora Wheeler at 723-4874.*

## PROGRAMS

good day all! i would like to thank you all for the welcome given to the Bearly Quilting staff from Sonora! it was a very nice program they provided and thanks to you all it was worth their while to travel down to us with wears from the store.

now for an update on the upcoming events;

in may, Christine Barnes, will be giving a lecture on color at our guild meeting. i had the opportunity to meet her at NCQC and she is a very well spoken lady with a wealth of information and should be able to help each and every one of us. and the next day, may 22, she will be giving us a workshop on "color camp"! there are still openings should anyone wish to attend. the workshop cost is \$40.00 and i would be happy to snail mail you a supply list. this is a no sew workshop, just bring your most wonderful fabric!! i look forward to seeing us all learn how to use and see color in a different way.



in June we are having our annual quilt airing at Susan Hammon's house. her address is 2887 Forist Lane, Merced. remember to bring your pretties made with the challenge fabric! this is a potluck event, so bring your favorite dish to share. we will have a sign-up at the next guild meeting for food you wish to bring. that way we can be sure we have a nice assortment to share. and the raffle tickets for the opportunity quilt will be distributed...come ready to have fun! remember to bring your own chair and dinnerware!

in July, Louise King and i will be talking to you all about the Christmas at the courthouse event. this year we need to make Christmas ornaments. if you have ideas/patterns/donations, please come and share... more to follow!!

well i hope this gives you a bit of news to look forward to. it has come to my attention that we are in need of a greeter! would anyone like to volunteer? it requires simply saying hello to everyone who comes in to the meeting. a warm welcome always helps the heart be lighter and happier. i could really use the help in this area, please, let me know if you are interested.


and on another note. i will be asking for help at workshops at the time of registration. if we all do a little then there is not so much that one person/s has to do and risk getting physically injured or overwhelmed.

and, as always, i cannot do this job without you. so your ideas and recommendations are valuable and useful. please contact me with those.

Carolyn Ghzaring

[artquilter1950@yahoo.com](mailto:artquilter1950@yahoo.com)

209.756.0878



### Let the Sunshine In

If you know a guild member who could use a note of cheer, a get well wish, or has an occasion to celebrate, contact Jeanné Kimball, our Sunshine Chairman, at 358-4250, and she will send a card with our good wishes.

## Librarian

Hello and I hope this finds you well. We just celebrated Mother's Day... we all had or have one and many of us were blessed to be one. I hope your day was wonderful and filled with many good memories and great stories.

A book in our library honors mothers, [I Remember Mama](#), by Karey Patterson Bresenhan. There are 164 quilts and the story behind them with little tidbits of wisdom along the way. One quilt and story reminded me of our mom and that evil eye she could send across the room when we needed it. Another quilt's background has all those sayings our moms used to say that maybe are coming out of our own mouths as our children have grown. This is truly a book just to enjoy looking at as there are no projects included.

The other book is written by the mother of some of my former patients, Nick and Kristi Sandback. Kathy wrote about machine quilting. There are five projects, a gallery of sampler quilts with designs included and drawings showing many of the patterns she has used over the years. Kathy clearly explains, offers tips and encouragement to those who would like to quilt on their home machines. It was fun reading this book. Check it out and try some of her ideas.

Let me know if there are certain books you're looking for and I will gladly bring them to our next meeting. See you then. Ida (209) 986-1969



## Facebook: Gateway Quilters Guild

Are you on Facebook? Did you know we have a page for Gateway Quilters Guild? This is a great page for our members to share events, projects and ideas. We often post pictures of events that have happened, and have notices of upcoming events with day and time. Join the group—like us then add your own ideas, comments, and pictures.

See you on Facebook!



## Www.GatewayQuiltersGuild.org

Our Website: [www.GatewayQuiltersGuild.org](http://www.GatewayQuiltersGuild.org)

If you've gone to our website recently, you'll see we are making some changes. You can expect to see some changes over time this year, but we'd like to know what you think. Any feedback is as easy as sending an email to [webmaster@gatewayquiltersguild.org](mailto:webmaster@gatewayquiltersguild.org).

And, if you would like to have some input designing the webpage, Celeste, Dorothy, and Susan would appreciate any ideas you have. You don't need to know anything about creating a webpage to help us. Ideas are great—and if you want to help with the typing that can help too. And, of course, if you would like to learn about webpage creation, come on over.

We're happy to share....

## Membership

We have received about 60 member renewals and a few new members so far. If you have not yet renewed, please do so at the May meeting so you may continue receiving the newsletter. We will be turning in our membership list by May 1st and do not want to miss anyone.

### LIBRARY

The library can always use donations of treasures for the monthly raffles. If you have something to donate, please contact Sherry Boyer or Barbara Scott

Barbara Scott  
Sherry Boyer

### Interest Groups – open to all members

#### Happy Stitchers

Contact Dorothy Kielty for information about this group.

#### Handquilting

Contact the Membership Chairman for information about this group.

### June Birthdays

Linda Royal	June 1
Sara Martindale	June 1
Barbara Keeton	June 6
Melba Hamlin	June 8
Joan Rodriguez	June 9
Janice Watson	June 12
Judith Dake	June 17
Billie Shewey	June 19
Alison Scott	June 28
Claudia Kalmin	June 29
Janeen Salvadori	June 30
Faye Sutton	June 30



**CLASSIFIED  
ADS  
PAGES 5, 6 AND 8**



Doug Bondi  
Team Sports

Specializing in:  
-Screen Printing  
-Embroidery  
-Team Sports  
-Ski & Snowboard  
-Water Sports

3144 N. G. Street / Suite 105 Merced, CA 95340  
209 / 722-3593  
FAX 209 / 722-9912  
dougmcnamarasports@sbcglobal.net

## **Vice President**


Hello Quilters

Currently Lori Nelson, Phyllis Boyle and I are putting some finishing touches on guild **Bylaws** and **Policies and Procedures**. This is something that needs to be done every two years.

We should have it all typed up by our May meeting to present to all of you to vote on.

There were only a few minor changes.

Thank you,



## **Petaluma Quilt Show**

Petaluma Quilt Guild Quilt Show...Aug 11, 2012 10am to 5 pm. Hoffman Challenge, vendors and more...

You can also get information to enter a quilt or about the show at [PetalumaQuiltGuild.org](http://PetalumaQuiltGuild.org)

The quilt show will be featuring quilts on display in three historic churches, the Women's Club, and the Historical Museum in downtown Petaluma. Quilt Show Passports may be purchased at the museum for \$5.00. Vendors will be located a short walk away at Walnut Park (corner of D St. and Petaluma Blvd) from 11:00 to 5:30.

## **Tips for quilters**

Janetta Gibson likes to use those dryer sheets as a base for sewing quilt squares. You can easily make a simple diagonal design and use like paper piecing to make a very striking quilt top. How ingenious!

Dorothy Kielty uses her phone to take a picture of the quilt top on her wall when she's working on the design or getting ready to sew squares together. Sometimes when you look at a picture printout you see things a little different, or you might want to move some squares around to try different looks. And, of course, if a child or husband or cat should happen to brush against it and knock some things off—you have a record of how it looked.

Lori Nelson recommends you keep a journal of your ideas and projects—what a record for you of your creative ideas and growth. And how often do we forget that great idea we had. This can be as simple as a 3 ring notebook or spiral notebook, or something much more involved. Let the creative juices flow.

## Block of the Month

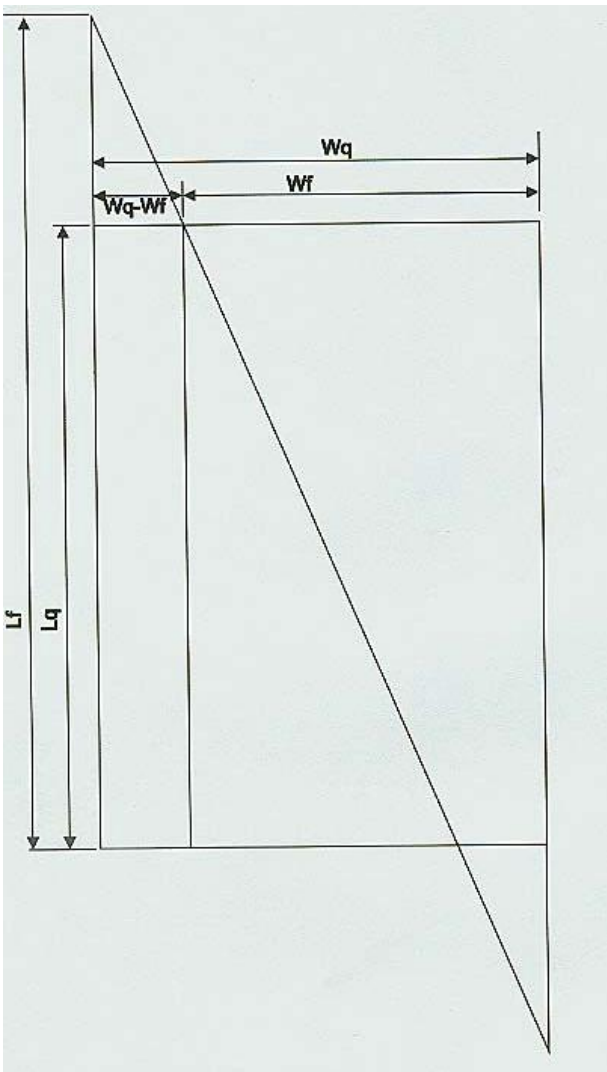
### May 2012

Looks like there will be two lucky winners of the Taffy, Lollipop, and Pinwheel blocks. What a fun summer time quilt these blocks will make. I hope everyone enjoyed making them. There is no block of the month for June in order to give everyone time to work on their challenge project. The fabric is still at Holly Lobby if you need some more and there's an awesome coordinating fabric if you're at a loss for matching the wonderful colors. The challenge project is due at the quilt airing which will be in June or July.

If there are any questions feel free to give me a call at 722-0881. ~ Debbie Dunn

## Diagonal Pieced Quilt Back

-thanks, Carol Berry & John Flynn



WQ = Width of quilt back

WF = Width of fabric

LQ = Length of quilt

LF = Length of Fabric

$$LF = LQ + \frac{LQ(WQ-WF)}{2WF-WQ}$$

Here's a fabric saving way to piece your quilt backs. John's Formula for Joan's Trick:

John's method for diagonally piecing a quilt back, from one piece of fabric, is the most efficient way to make the back whenever the width of the quilt back is one and a half times, or less, than the width of the fabric you plan to use. For example, if the width of your back fabric is 44" use John's method whenever the width you want your back to be is 66" or less. If you are using fabric that is 60" wide, use John's method whenever you want your quilt back to be 90" or less.

How do you know how much back fabric you need?

It's easy. John has calculated a simple formula to figure the yardage. Work through his example to get familiar with the formula and you will be able to figure out how much back you need for any size quilt.

Example: Quilt top measures 48" x 60"  
You want your quilt back to be 51" x 66". The desired length of the back goes in to the formula as LQ = 66

John like to use a 1/2" seam allowance, pressed open for his quilt backs, so add 1" to the quilt back width. The desired back width goes into the formula as WQ = 51

For this example, the width of the fabric is 44". This goes into the formula as WF = 44

Ready? Here is the formula!

$$LF = LQ + \frac{LQ(WQ-WF)}{2WF-WQ}$$

Solving for LF (yardage required—length of fabric)

$$LF = \frac{66 \times (51-44)}{2 \times 44-51}$$

$$LF = 66 + \frac{66 \times 7}{37}$$

Or (462 divided by 37 = 66, which is 12.5 inches + 66 inech, 78.5 inches. Lets just call it 79"

**Or: go to: [www.multi-patch.com/html/diagonal\\_backing\\_calculator.php](http://www.multi-patch.com/html/diagonal_backing_calculator.php) and put in your numbers and print out directions.**

# Gateway Quilters' Guild

PO Box 3793

Merced, CA 95340

E-mail: [newsletter@gatewayquiltersguild.org](mailto:newsletter@gatewayquiltersguild.org)



## Classifieds



701 W Olive Ave.  
Merced, CA 95348

*Dorothy Kielty,*

Jesse Fees Award, 2011, Lou Gonella Award, 2010  
Realtor of the Year, 2008  
Short Sale and Foreclosure Resource Certification

REALTOR®

Phone: 209-489-0621  
[www.DorothySellsMerced.com](http://www.DorothySellsMerced.com)  
E-mail: [DKielty@GonellaRealty.com](mailto:DKielty@GonellaRealty.com)

*Good Moves Start Here*

*Merry Quilters*  
your quilt is our passion

*Mary Ann Dailey*  
owner/operator

1512 Lynn Ave  
Modesto CA  
209 576-7151  
[quilterkat@sbcglobal.net](mailto:quilterkat@sbcglobal.net)

## *Cloth and Quilts*

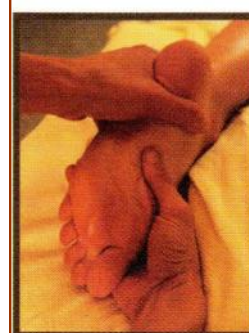
Cindy Kooistra, Debbie Sanders, and Margaret Labno  
owners

*Your One Stop  
Quilt Shop!*

625 E. Main Street  
Turlock, CA 95380

Phone: 209-632-3225  
Fax: 209-632-3354  
Email: [clothandquilts@charter.net](mailto:clothandquilts@charter.net)  
Web Site: [www.clothandquilts.com](http://www.clothandquilts.com)

Nothing Sews Like A Bernina. Nothing.  
**BERNINA®**



**I'll Be In Touch...with you**  
Where the mature adult can feel vibrant again...

**Kimberly Sterry-Farnham CMT,RMT**  
Massage Therapist  
Certified, Registered & Licensed  
ABMP Member

Merced, CA  
Cell (209)947-0060  
Specializing in Swedish Massage, pain  
management and sleep issues